



5402.**

2.8 mm (.110) UP-TP Terminals



Description TP Low insertion flag for standard tab 2.8 x 0.5 with rear dimple
Wire section range 0.10-0.30 mm² (AWG 26-22)
Max. Insulator Ø 1.8 mm.



Materials, Temperature & Contact resistance

Part nr.	Material	Finishing	Max. temp. (C°)	Resist. (mΩ)
5402.00	Brass	Natural	110	1.80
5402.01	Brass	Pre-tin plated	120	1.76
5402.02	Brass	Tin plated	120	1.72
5402.30	Bronze	Natural	120	3.40
5402.31	Bronze	Pre-tin plated	130	1.80
5402.32	Bronze	Tin plated	130	1.72
5402.24	Steel	Nickel-plated	300	(T.B.D)
5402.70	German silver	Natural	210	(T.B.D)

Notes: Temperatures as per DIN 61210 standard.
 Maximal contact resistance (crimp zone + friction zone) with minimal suitable wire size (Using IEC 60760 test method)

Material thickness 0.3 mm

Max. Rated current

Wire section (mm ²)	Current (A)
0.10	(T.B.D)
0.25	(T.B.D)
0.30	6

Thermal derating (see graphs in following sheet)

Insertion/Withdrawal forces

1st. Insertion	≤ 20 N
1st. Withdrawal	12 ÷ 40 N
10th. Withdrawal	≥ 8 N

Application tool MN5400F

Wire striping length 6.0 (±0.5) mm

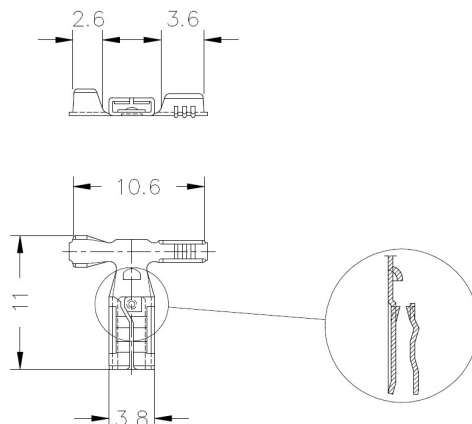
Crimping parameters & Pull out force

Wire section (mm ²)		Conductor (±0.03)		Insulator (±0,10)	Pull-out force (N)
Nominal	Actual	Height (mm.)	Width (mm.)	Width (mm.)	
0.10	0.12	0.80	1.74	2.30	> 30
0.25	0.22	0.85	1.74	2.28	> 40
0.30	0.31	0.90	1.75	2.30	> 45

Note: Values only valid for the application tool specified upwards. The insulator widths are only indicative as they are dependent on the sheath thickness of the wire used.

Packaging 10000 Pieces on 300 mm. Ø x 160 mm. wide cardboard reel, 12.5 mm terminal chain pitch

Drawing



Approvals

- RoHS Compliant



Notes

T.B.D.: To be determined



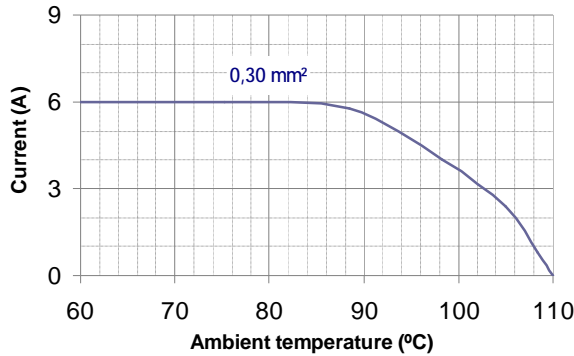
5402.**

2.8 mm (.110) UP-TP Terminals

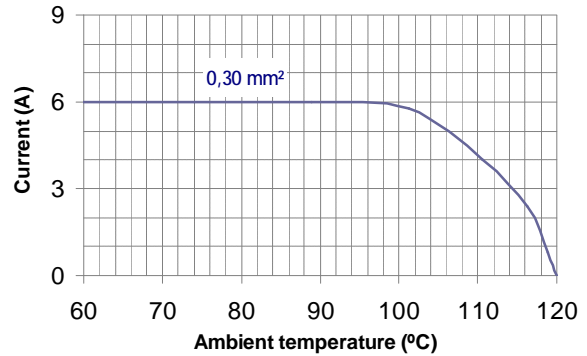
Thermal derating curves

(Maximum current vs. maximum ambient temperature)

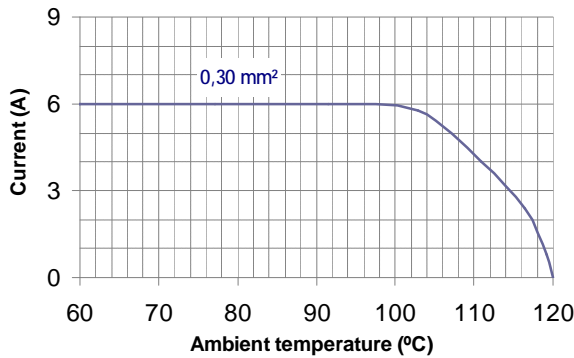
5402.00 (Brass, natural)



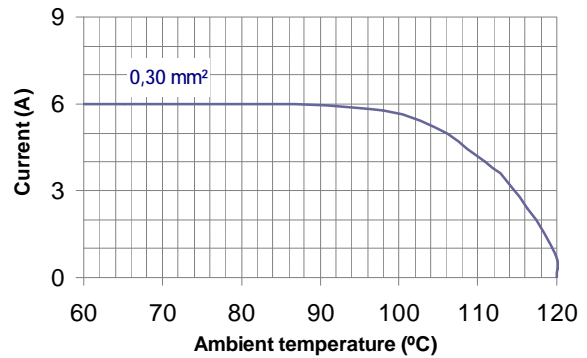
5402.01 (Brass, pre-tin plated)



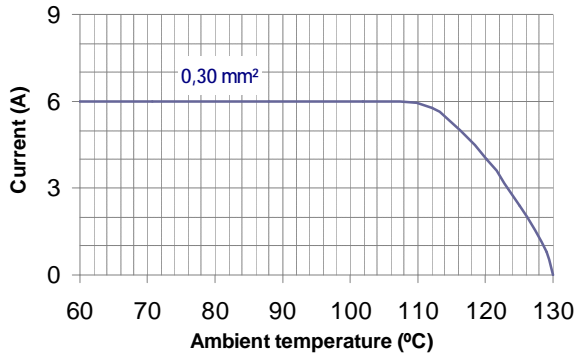
5402.02 (Brass, tin plated)



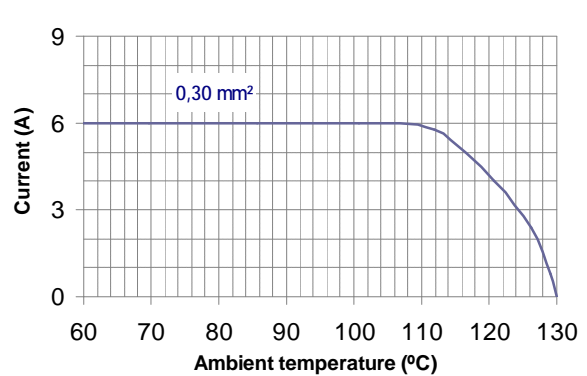
5402.30 (Bronze, natural)



5402.31 (Bronze, pre-tin plated)



5402.32 (Bronze, tin plated)



5402.24 (Steel, nickel plated)

N/A

5402.70 (German silver, natural)

N/A

Note: 20% security margin is applied on all derating curves

Disclaimer

Data obtained from Escubedo Laboratory essays, using own methodology, cablings and equipment, done in laboratory conditions and following the indicated standards, errors and omissions excepted. This document has no contractual meaning and it is publicised only for informative purposes. It can be changed without prior notice. The end customer has the sole responsibility to check these characteristics in its environment and with its own components, manufacturing methods and equipment. See also the full range product overview if available. For further information please visit our web site or contact us.

Rev. Nr.	Modification	Date	Created/Revised	Approved
1	Creation/update	20/07/2012	D.Martinez	A.Calvet
2	Update typo wire size derating curve	08/08/2012	D.Martinez	A.Calvet