



4946.**



6.3 mm (.250) UP-SEK2 Terminals

Description Standard self-locking receptacles for tab 6.3*0.8

Wire section range 4.00 – 6.00 mm² (AWG 12 - 10)

Max. Insulator Ø 5.1 mm.

Materials, Temperature & Contact resistance

Part nr.	Material	Finishing	Max. temp. (C°)	Resist. (mΩ)
4946.00	Brass	Natural	110	0.71
4946.01	Brass	Pre-tin plated	120	(T.B.D.)
4946.30	Bronze	Natural	120	0.69
4946.31	Bronze	Pre-tin plated	130	(T.B.D.)

Notes: Temperatures as per DIN 61210 standard.
Contact resistance (friction zone) with minimal suitable wire size

Material thickness 0.4 mm

Max. Rated current 20 A

Thermal derating / Increment curve (see graphs in following sheet)

Insertion/Withdrawal forces

	Brass	Bronze
1st. Insertion	≤ 25 N	≤ 30 N
1st. Withdrawal disconnection	≤ 15 N	≤ 20 N
1st. Withdrawal destruction	≥ 100 N	≥ 100 N



Application tool MN4946

Wire striping length 5.5 (±0.5) mm

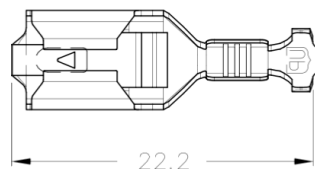
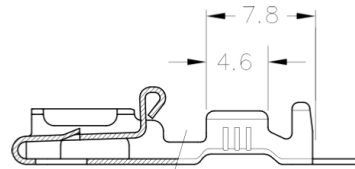
Crimping parameters & Pull out force

Wire section (mm ² ±10%)		Conductor (±0,03)		Insulator (±0,10)	Pull-out force (N)	
Nominal	Actual	Height (mm.)	Width (mm.)	Width (mm.)	DIN64249	ESCUBEDO
4.00	3.54	2.16	4.17	5.31	≥ 350	> 400
6.00	5.35	2.61	4.21	5.34	≥ 500	> 500

Note: Values only valid for the application tool specified upwards. The insulator widths are only indicative as they are dependent on the sheath thickness of the wire used.

Packaging 1300 Pieces on 300 mm. Ø x 160 mm. wide cardboard reel, 26.4 mm terminal chain pitch

Drawing



Approvals

- RoHS Compliant



Notes

T.B.D.: To be determined



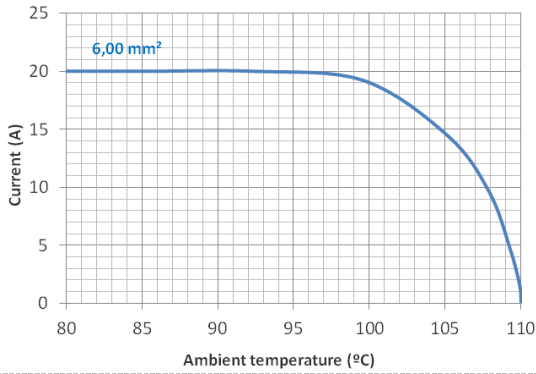
4946.**

6.3 mm (.250) UP-SEK2 Terminals

Thermal derating curves

(Maximum current vs. maximum ambient temperature)
Note: 20% security margin is applied on all derating curves

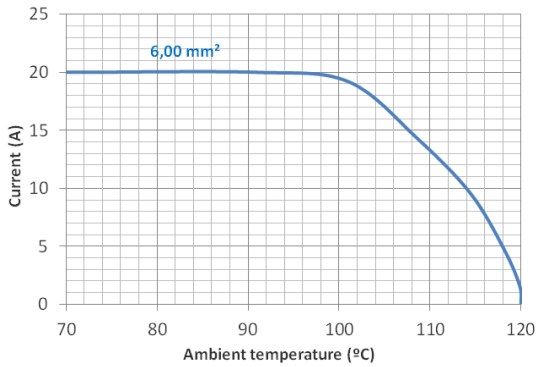
4946.00 (Brass, natural)



4946.01 (Brass, Pre-tin plated)

(T.B.D.)

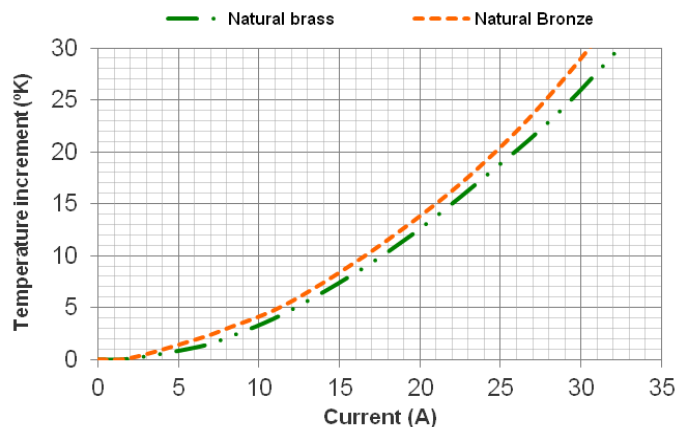
4946.30 (Bronze, natural)



4946.31 (Bronze, Pre-tin plated)

(T.B.D.)

Thermal Increment curves



Disclaimer

Data obtained from Escubedo Laboratory essays, using own methodology, cablings and equipment, done in laboratory conditions and following the indicated standards (if indicated), errors and omissions excepted. This document has no contractual meaning and it is publicised only for informative purposes. It can be changed without prior notice. The end customer has the sole responsibility to check these characteristics in its environment and with its own components, manufacturing methods and equipment. See also the full range product overview if available. For further information please visit our web site or contact us.

Rev. Nr.	Modification	Date	Created/Revised	Approved
1	Creation	11/04/2013	D.Martinez	A.Calvet