

6424.** 6.3 (.250) TYPE SERIES · MALES FOR CONNECTOR



Specification Standard Terminals

Typology Without hole

Tongue thickness (mm) 6,3x0,8

Din 46343

Wire size mm² (AWG) 0,5-1 (20-18)

Ø Insulation (mm) 1,8-2,5

Materials, temperature and contact resistance

Part nr.	Material	Finishing	Max. Temp. (°C)
6424.00	Brass	Natural	110
6424.01	Brass	Pre-tin-plated	120
6424.30	Bronze	Natural	120
6424.31	Bronze	Pre-tin-plated	130

Material thickness (mm) 0,4


Max. rated current

Wire section	6424.00 / 01 / 30 / 31
0.50 mm ²	8A
0.75 mm ²	10A
1.00 mm ²	12A

Application tool MN6424

Wire strip length 5.0 (±0.5) mm

Crimping parameters & pull out force

Wire section (±10%)	Conductor 		Insulator	Pull-out force (N)
	Height (mm)	Width (mm)		
0.50 mm ²	1.35 (±0.03)	2.09 (±0.03)	3.99 (±0.10)	56N @ 60s
0.75 mm ²	1.45 (±0.05)	2.09 (±0.05)	3.00 (±0.10)	84N @ 60s
1.00 mm ²	1.55 (±0.05)	2.11 (±0.05)	3.02 (±0.10)	108N @ 60s

Values only valid for the application tool specified upwards. The insulator widths are only indicative as they are dependent on the sheath thickness of the wire used.

Winding number 5000

Compatible connectors 26341**, 26342**, 26343**, 26344**, 26346**, 26348**, 26373**, 26376**, 26377**, 26379**, 26382**, 26383**, R5642**-K, R5643**-K, R5645**-K, R5646**-K, R5653**-K, R5655**-K, R5656**-K, R5658**-K, R56710**-K, R5678**-K, R56882**-K, R56884**-K, R5743**-K, R5745**-K, R5755**-K

Approved regulations

Part nr.	Approval	Standard	File	Certified framework
6424.00	UL	UL 310	E211727	AWG 20-18 (10-16 Stranded Cu) / MN6424
6424.01	UL	UL 310	E211727	AWG 20-18 (10-16 Stranded Cu) / MN6424


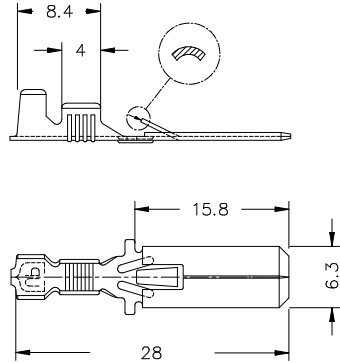
Approvals



6424.**
6.3 (.250) TYPE SERIES · MALES FOR CONNECTOR



Drawing



Disclaimer

Data obtained from Escubedo Laboratory essays, using own methodology, cabling, equipment and original crimping tools, done in laboratory conditions and following the indicated standards, errors and omissions excepted. This document has no contractual meaning and it is publised only for informative purposes. It can be changed without prior notice. The end customer has the sole responsibility to check these characteristics in its environment and with its own components, manufacturing methods and equipment. See also the full range product overview if available. For further information please visit our web site or contact us

Rev. Nr.	Concept	Date	Created/Revised	Approved
A2	Change company name and logo	2021-10-21	E. Roura (Laboratory Dept.)	M. Codina (Engineering Dept.)
A1	Datasheet generated automatically [A1]	2021-05-19	E. Roura (Laboratory Dept.)	M. Codina (Engineering Dept.)

Escubedo Connection Systems, S.A.U. · Ctra. de Girona-Olot Km. 35,5 · 17843 Riudellots de la Creu · Girona · Spain
Tel.: 34 972 171 706 · Fax: +34 972 171 714 · info@escubedo.com · www.escubedo.com