

4833.** 6.3 (.250) TYPE SERIES · RECEPTACLES



Specification	Low insertion
For male (mm)	6,3x0,8
Wire size mm² (AWG)	0,2-0,6 (24-20)
Ø Insulation (mm)	1,4-2,1

Materials, temperature and contact resistance

Part nr.	Material	Finishing	Max. Temp. (°C)	Contact Resist (mΩ)
4833.00	Brass	Natural	110	0.80
4833.01	Brass	Pre-tin-plated	120	0.60
4833.02	Brass	Tin plated	120	0.65
4833.30	Bronze	Natural	120	1.00
4833.31	Bronze	Pre-tin-plated	130	0.70
4833.32	Bronze	Tin plated	130	0.75
4833.24	Steel	Nickel-plated	300	2.50
4833.70	German Silver	Natural	210	3.00

Material thickness (mm) 0,4

Max. rated current

Wire section	4833.00 / 01 / 02 / 30 / 31 / 32 / 24 / 70
0.25 mm ²	(T.B.D.)
0.35 mm ²	(T.B.D.)
0.50 mm ²	8A
0.60 mm ²	8A

Insertion / Withdrawal forces


	4833.00 / 30 / 70	4833.01 / 02 / 31 / 32 / 24
1st Insertion (max)	35N ¹	35N ¹
1st Withdrawal (max)	60N ¹	60N ¹
1st Withdrawal (min)	27N ¹	22N ¹
6th Withdrawal (min)	22N ¹	18N ¹

¹ Valid for Natural Brass Tab

Application tool MN4833

Wire strip length 5.5 (±0.5) mm

Crimping parameters & pull out force

Wire section (±10%)	Conductor 		Insulator	Pull-out force (N)
	Height (mm)	Width (mm)	Width (mm)	
0.20 mm ²	1.20 (±0.03)	2.05 (±0.03)	3.04 (±0.10)	28N @ 60s
0.35 mm ²	1.25 (±0.03)	2.06 (±0.03)	3.05 (±0.10)	40N @ 60s
0.50 mm ²	1.30 (±0.03)	2.06 (±0.03)	3.06 (±0.10)	56N @ 60s
0.60 mm ²	1.35 (±0.05)	2.07 (±0.05)	3.08 (±0.10)	56N @ 60s

Values only valid for the application tool specified upwards. The insulator widths are only indicative as they are dependent on the sheath thickness of the wire used.

Winding number 8000

Compatible connectors 26314**

4833.** 6.3 (.250) TYPE SERIES · RECEPTACLES



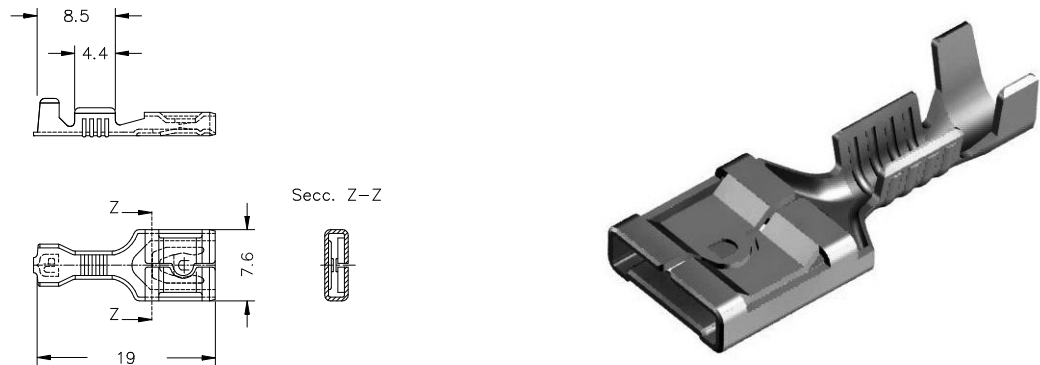
Approved regulations

Part nr.	Approval	Standard	File	Certified framework
4833.00	UL	UL 310	E211727	AWG 24-20 (MV-10 Stranded Cu) / MN4833
4833.01	UL	UL 310	E211727	AWG 24-20 (MV-10 Stranded Cu) / MN4833
4833.24	UL	UL 310	E211727	AWG 24-20 (MV-10 Stranded Cu) / MN4833

Approvals



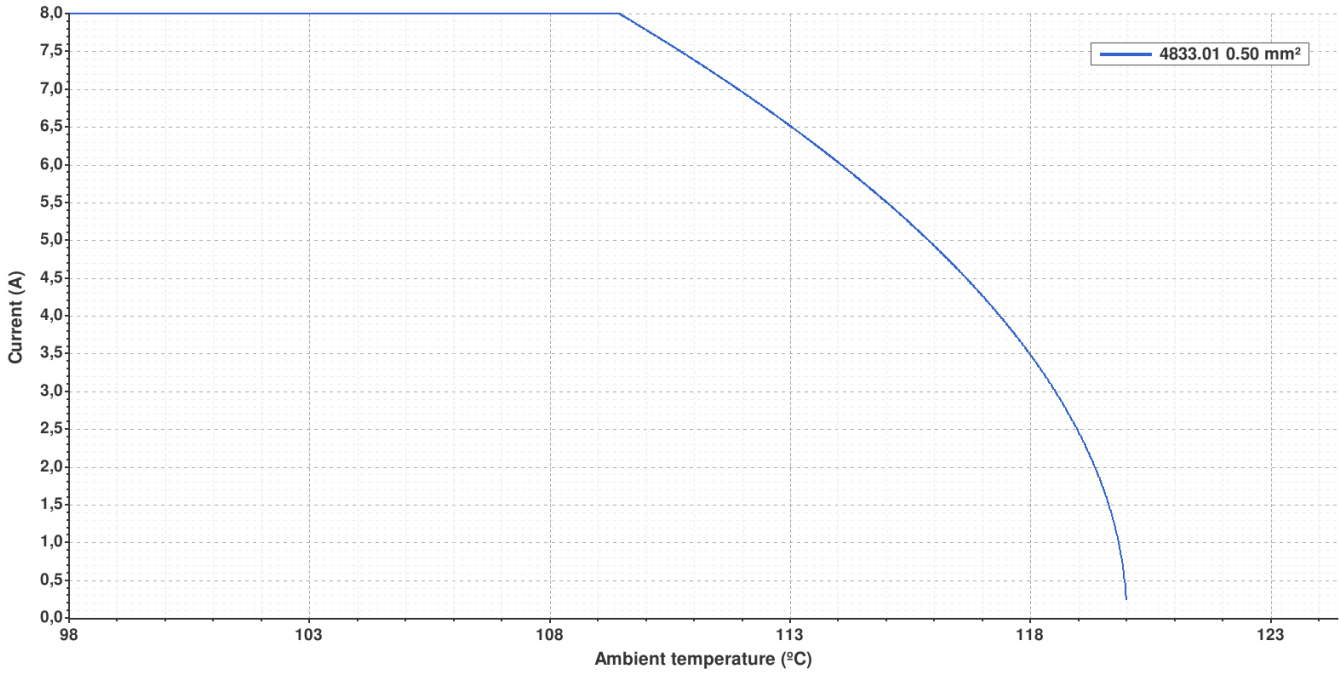
Drawing



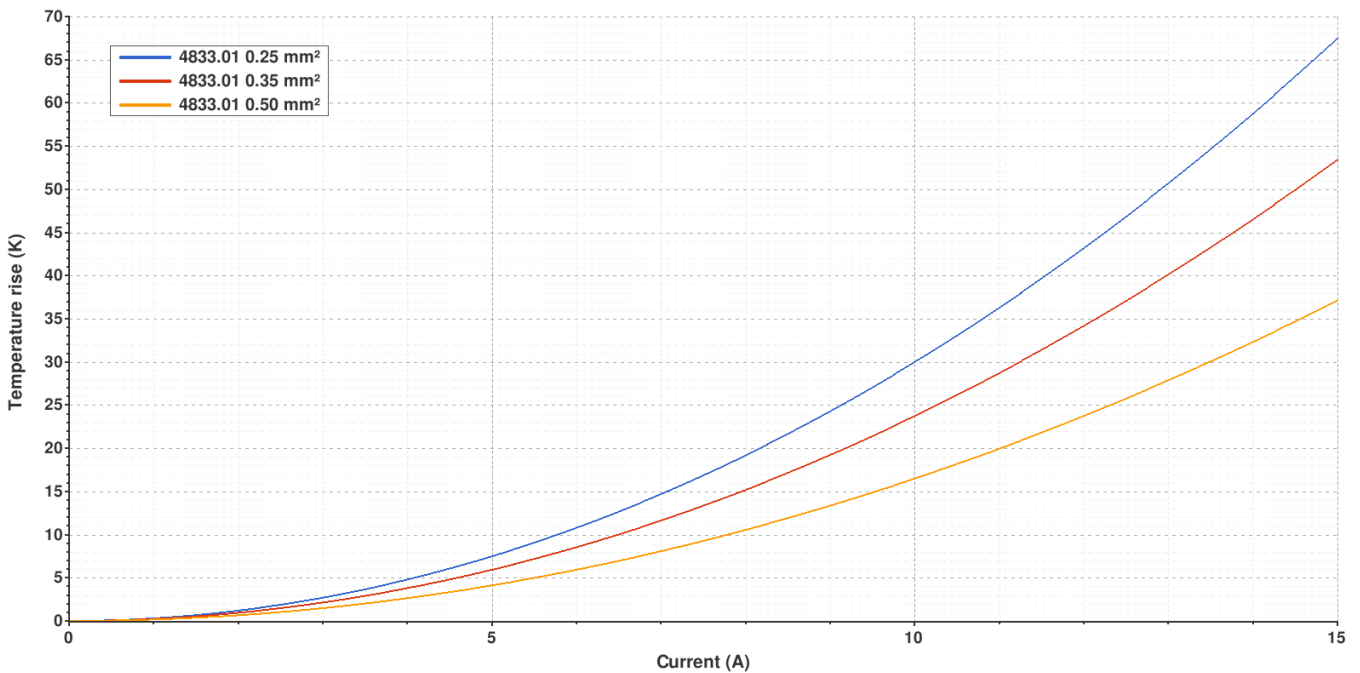
4833.01 PRE-TIN-PLATED BRASS
6.3 (.250) TYPE SERIES · RECEPTACLES



Derating curve Current carrying capacity vs. Ambient temperature



Temperature rise curve Terminal temperature rise due to the current carried

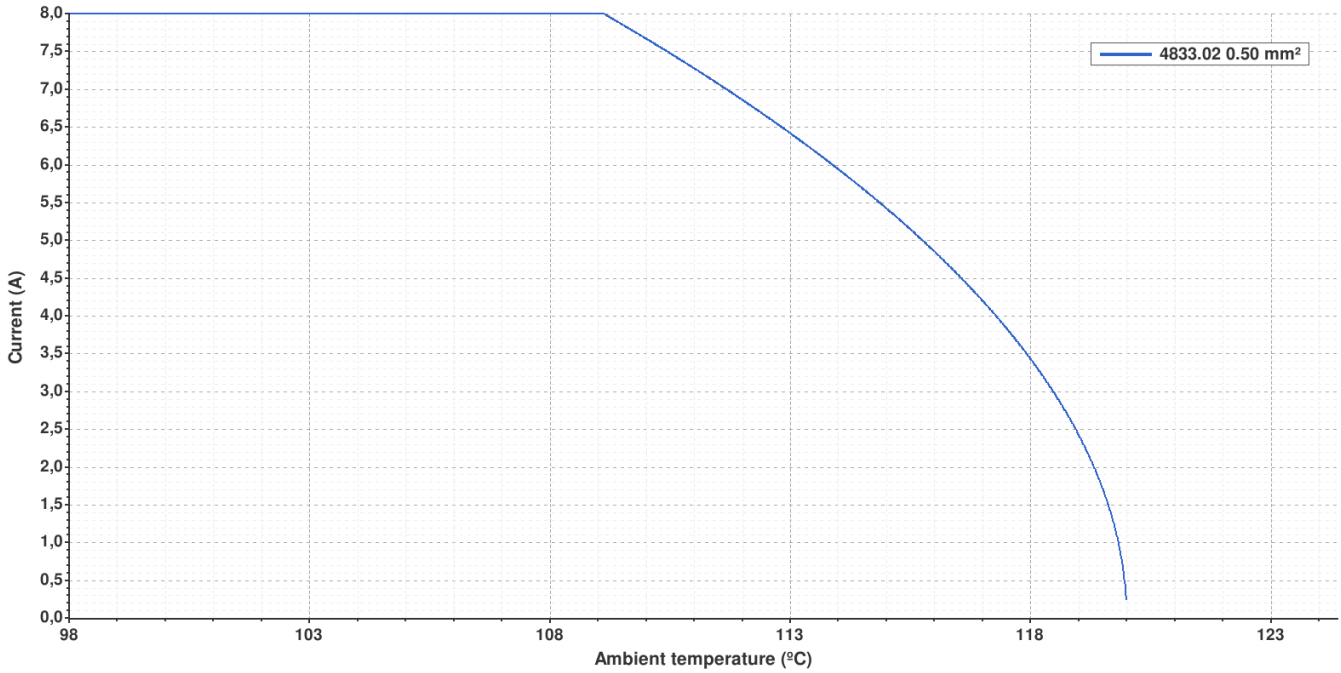


Valid for Natural Brass Tab

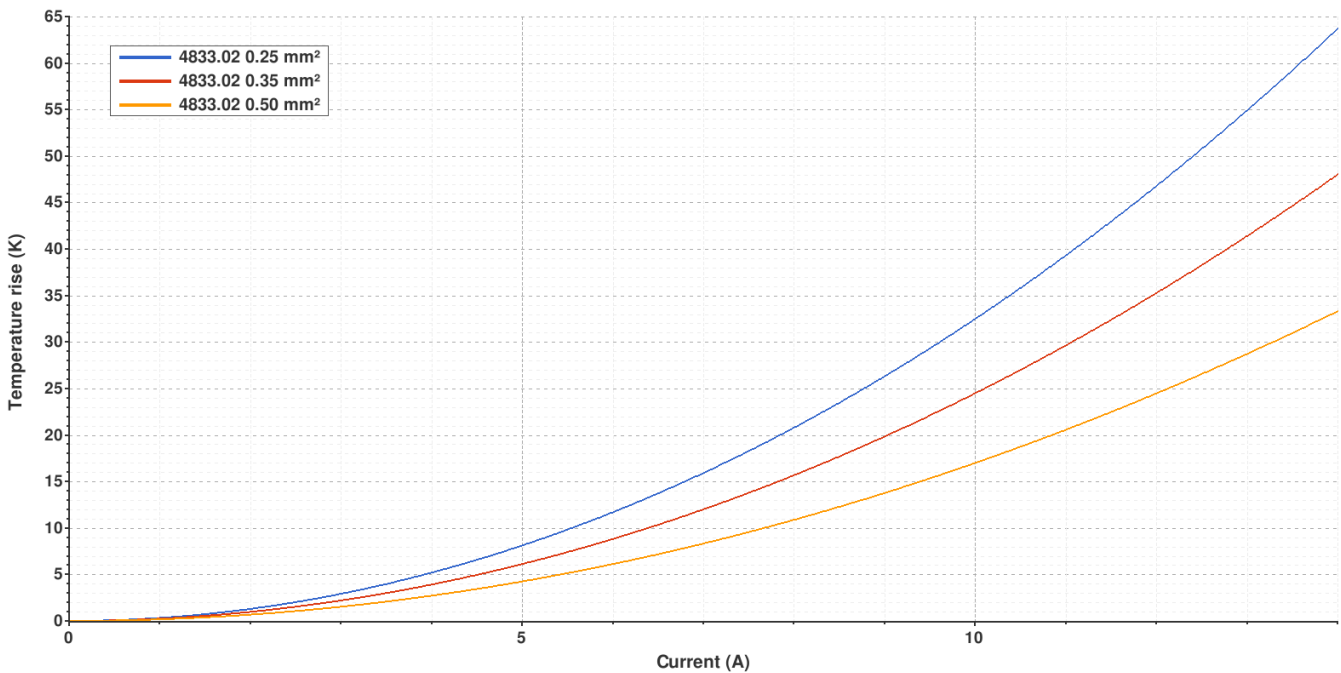
4833.02 TIN PLATED BRASS
6.3 (.250) TYPE SERIES · RECEPTACLES



Derating curve Current carrying capacity vs. Ambient temperature



Temperature rise curve Terminal temperature rise due to the current carried

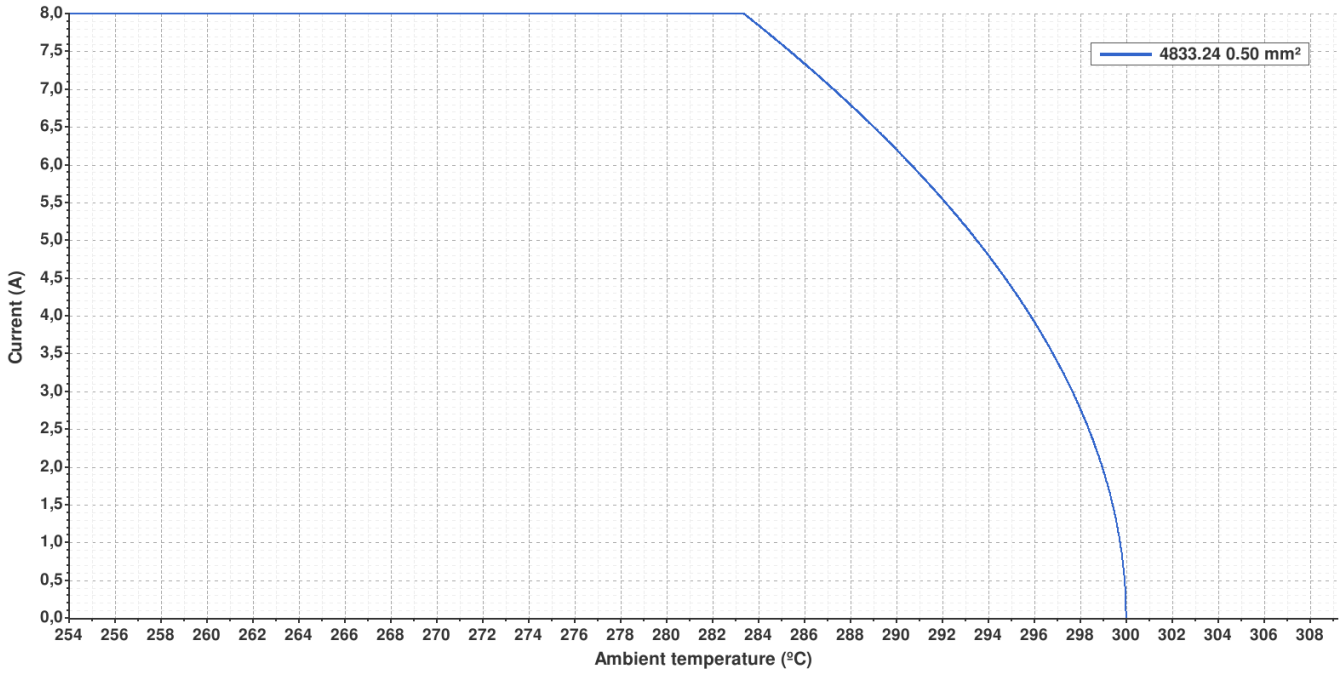


Valid for Natural Brass Tab

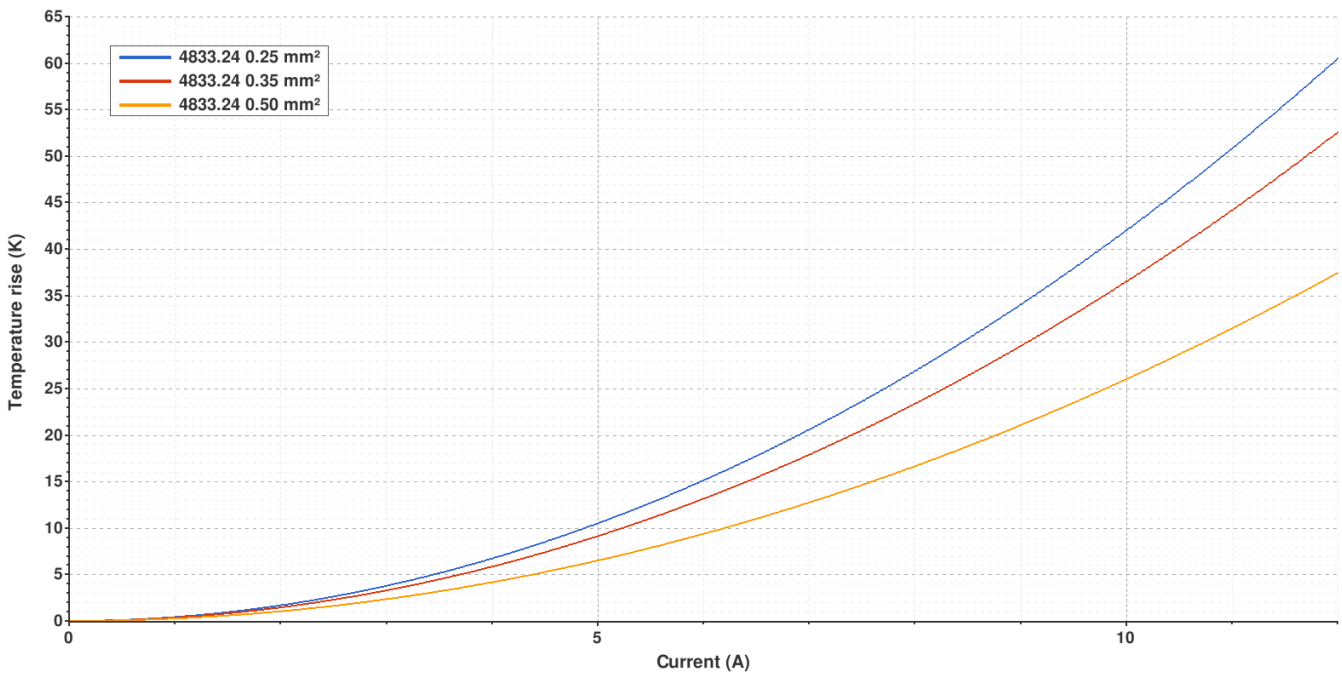
4833.24 NICKEL-PLATED STEEL
6.3 (.250) TYPE SERIES · RECEPTACLES



Derating curve Current carrying capacity vs. Ambient temperature



Temperature rise curve Terminal temperature rise due to the current carried



Valid for Natural Brass Tab

4833.** 6.3 (.250) TYPE SERIES · RECEPTACLES



(T.B.D.): To be determined

Disclaimer

Data obtained from Escubedo Laboratory essays, using own methodology, cablings, equipment and original crimping tools, done in laboratory conditions and following the indicated standards, errors and omissions excepted. This document has no contractual meaning and it is publicised only for informative purposes. It can be changed without prior notice. The end customer has the sole responsibility to check these characteristics in its environment and with its own components, manufacturing methods and equipment. See also the full range product overview if available. For further information please visit our web site or contact us

Rev. Nr.	Concept	Date	Created/Revised	Approved
A4	Update standards and regulations	2023-11-16	E, Roura [Laboratory dept.]	D. Yabar [Engineering dept.]
A3	Change company name and logo	2021-10-21	Laboratory Dept.	E. Roura
A2	Update crimp specifications	2019-08-08	Laboratory Dept.	E. Roura
A1	Datasheet generated automatically [A1]	2019-03-27	Laboratory Dept.	E. Roura