

4606D** 2.8 (.110) TYPE SERIES · RECEPTACLES



Specification For DIN tab terminals

Typology Side feed receptacles

For male (mm) 2,8x0,8

Din 46247

Wire size mm² (AWG) 0,3-0,6 (22-20)

Ø Insulation (mm) 1,5-2 FLR

Materials, temperature and contact resistance

Part nr.	Material	Finishing	Max. Temp. (°C)
4606D00	Brass	Natural	110
4606D01	Brass	Pre-tin-plated	120
4606D30	Bronze	Natural	120
4606D31	Bronze	Pre-tin-plated	130

Material thickness (mm) 0,3

Max. rated current

Wire section	4606D00 / 01 / 30 / 31
0.50 mm ²	6A

Insertion / Withdrawal forces


	4606D00 / 01 / 30 / 31
1st Insertion (max)	40N ¹
1st Withdrawal (max)	40N ¹
10th Withdrawal (min)	6N ¹

¹ Valid for Natural Brass Tab

Application tool MN4105

Wire strip length 3.5 (±0.5) mm

Crimping parameters & pull out force

Wire section (±10%)	Conductor 		Insulator	Pull-out force (N)
	Height (mm)	Width (mm)		
0.30 mm ²	1.00 (±0.03)	1.83 (±0.03)	2.46 (±0.10)	28N @ 60s
0.50 mm ²	1.05 (±0.03)	1.84 (±0.03)	2.46 (±0.10)	56N @ 60s
0.60 mm ²	1.10 (±0.05)	1.84 (±0.05)	2.46 (±0.10)	56N @ 60s

Values only valid for the application tool specified upwards. The insulator widths are only indicative as they are dependent on the sheath thickness of the wire used.

Winding number 8000

Compatible connectors 22810**, 22811**, 22812**, 22820**

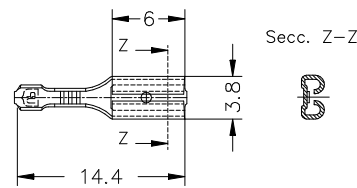
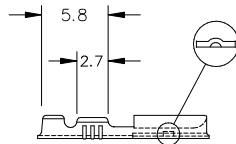

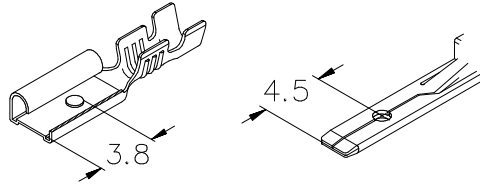
Approvals



4606D**
2.8 (.110) TYPE SERIES · RECEPTACLES



Drawing



Disclaimer

Data obtained from Escubedo Laboratory essays, using own methodology, cablings, equipment and original crimping tools, done in laboratory conditions and following the indicated standards, errors and omissions excepted. This document has no contractual meaning and it is publicised only for informative purposes. It can be changed without prior notice. The end customer has the sole responsibility to check these characteristics in its environment and with its own components, manufacturing methods and equipment. See also the full range product overview if available. For further information please visit our web site or contact us

Rev. Nr.	Concept	Date	Created/Revised	Approved
A4	Change company name and logo	2021-10-21	Laboratory Dept.	E. Roura
A3	Update datasheet (Specification)	2018-07-13	Laboratory Dept.	E. Roura
A2	Update [Typology]	2018-06-28	Laboratory Dept.	E. Roura
A1	Datasheet generated automatically [A1]	2018-06-28	Lab Department	V.Roura

Escubedo Connection Systems, S.A.U. · Ctra. de Girona-Olot Km. 35,5 · 17843 Riudellots de la Creu · Girona · Spain
Tel.: 34 972 171 706 · Fax: +34 972 171 714 · info@escubedo.com · www.escubedo.com