



**3312.\*\***  
**RING TERMINALS · WITH INSULATION SUPPORT**



**Specification** 14 mm Plate

**Ø (mm)** 9,5

**Din** Esp

**Wire size mm<sup>2</sup> (AWG)** 1-2,5 (18-14)

**Ø Insulation (mm)** 3-4,3

**Materials, temperature and contact resistance**


Part nr.	Material	Finishing	Max. Temp. (°C)
3312.00	Brass	Natural	110
3312.02	Brass	Tin plated	120
3312.30	Bronze	Natural	120
3312.32	Bronze	Tin plated	130

**Material thickness (mm)** 0,8

**Application tool** MN3310

**Wire strip length** 5.2 (±0.5) mm

**Crimping parameters & pull out force**

Wire section (±10%)	Conductor 		Insulator	Pull-out force (N)
	Height (mm)	Width (mm)		
1.00 mm <sup>2</sup>	2.10 (±0.05)	4.09 (±0.05)	5.09 (±0.10)	108N @ 60s
1.50 mm <sup>2</sup>	2.20 (±0.05)	4.09 (±0.05)	5.09 (±0.10)	150N @ 60s
2.00 mm <sup>2</sup>	2.30 (±0.05)	4.10 (±0.05)	5.10 (±0.10)	150N @ 60s
2.50 mm <sup>2</sup>	2.40 (±0.05)	4.10 (±0.05)	5.14 (±0.10)	230N @ 60s

Values only valid for the application tool specified upwards. The insulator widths are only indicative as they are dependent on the sheath thickness of the wire used.

**Winding number** 2500

**Approved regulations**

Part nr.	Approval	Standard	File	Certified framework
3312.00	UL	UL 486A-486B	E232316	AWG 18-14 (16-41 Stranded Cu) / MN3312
3312.02	UL	UL 486A-486B	E232316	AWG 18-14 (16-41 Stranded Cu) / MN3312

**Approvals**

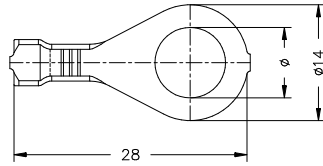
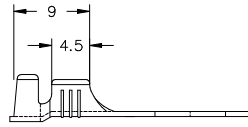




**3312.\*\***  
**RING TERMINALS · WITH INSULATION SUPPORT**



Drawing



**Disclaimer**

Data obtained from Escubedo Laboratory essays, using own methodology, cablings, equipment and original crimping tools, done in laboratory conditions and following the indicated standards, errors and omissions excepted. This document has no contractual meaning and it is publicised only for informative purposes. It can be changed without prior notice. The end customer has the sole responsibility to check these characteristics in its environment and with its own components, manufacturing methods and equipment. See also the full range product overview if available. For further information please visit our web site or contact us

Rev. Nr.	Concept	Date	Created/Revised	Approved
A1	Datasheet generated automatically [A1]	2018-10-01	Laboratory Dept.	E. Roura

Especialitats Elèctriques Escubedo S.A.U. · Ctra. de Girona-Olot Km. 35,5 · 17843 Riudellots de la Creu · Girona · Spain  
Tel.: 34 972 171 706 · Fax: +34 972 171 714 · [info@escubedo.com](mailto:info@escubedo.com) · [www.escubedo.com](http://www.escubedo.com)