



# 4382.32

## 9.5mm (.375) UP-STA Terminals



**Description** Receptacles for connector for tab 9.5x1.2  
**Wire section range** 4.00-6.00 mm<sup>2</sup> (AWG 10-12)  
**Max. Insulator Ø** 5.1 mm.  
**Material** Tin plated Bronze, 0.5 mm thickness  
**Max. Rated current**

Wire section (mm <sup>2</sup> )	Current (A)
4.00	26
6.00	34

**Note:** Current carrying capacity according to wire size ( IEC 760 )

**Max. Contact resistance** 0.44 mΩ  
**Note:** Maximal contact resistance with minimal suitable wire size ( IEC 760 )

**Max. Temperature** 130°C  
**Note:** According to DIN 61210 standard

**Thermal derating** (see graph à)

**Insertion/Withdrawal forces**

	ESCUBEDO
1st. Insertion	≤ 60 N
1st. Withdrawal	≤ 60 N
10st. Withdrawal	≥ 20 N

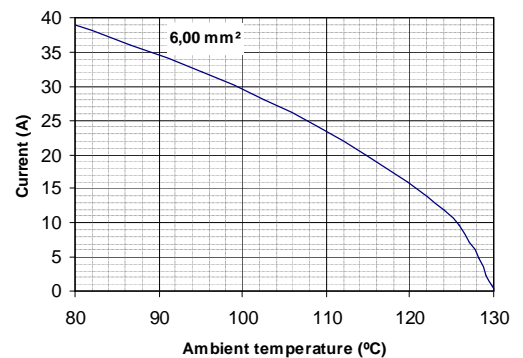
**Application tool** MN4382

**Wire stripping length** 6.8 (±0.5) mm

**Crimping parameters & Pull out force**

Wire section (mm <sup>2</sup> )		Conductor (±0,03)		Insulator (±0,10)	Pull-out force	
Nominal	Real	Height (mm.)	Width (mm.)	Width (mm.)	DIN46249	Measured
4.00	3.54	2.76	4.07	5.66	≥ 350 N	> 400 N
6.00	5.35	2.88	4.08	5.67	≥ 500 N	> 600 N

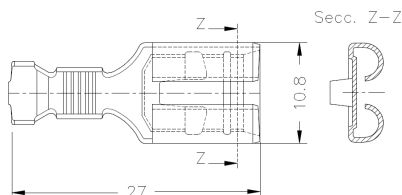
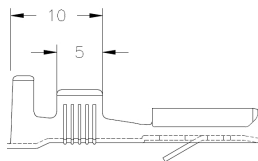
**Note:** Values only valid for the application tool specified upwards. The insulator widths are only indicative as they are dependant on the sheath thickness of the wire used.



Thermal derating curves  
**Note:** 20% security margin is applied.

**Packaging** 2500 Pieces on 300 mm. Ø x 160 mm. wide cardboard reel, 29 mm terminal chain pitch

**Drawing**



**Approvals**

- RoHS Compliant



**Document History**

Rev. Nr.	Modification	Date	Created/Revised	Approved
1	Creation	04/07/2012	D.Martinez	J.Carles/X.Menac

**Disclaimer**

Data obtained from Escubedo Laboratory essays, using own methodology, cablings and equipment, done in laboratory conditions and following the indicated standards, errors and omissions excepted. This document has no contractual meaning and it is published only for informative purposes. It can be changed without prior notice. The end customer has the sole responsibility to check these characteristics in its environment and with its own components, manufacturing methods and equipment. See also the full range product overview if available. For further information please visit our web site or contact us.