

## 4914E\*\*

### 4.8 (.187) TYPE SERIES · RECEPTACLES

SELF-LOCKING RECEPTACLES. LOW INSERTION TERMINALS.



**Specification** Self-locking terminals under TP design

**For male (mm)** 4,8x0,8

**Wire size mm<sup>2</sup> (AWG)** 0,5-1,5 (20-16)

**Ø Insulation (mm)** 1,8-2,5

**Materials, temperature and contact resistance**

Part nr.	Material	Finishing	Max. Temp. (°C)
4914E00	Brass	Natural	110
4914E01	Brass	Pre-tin-plated	120
4914E30	Bronze	Natural	120
4914E31	Bronze	Pre-tin-plated	130
4914E70	German Silver	Natural	210

**Material thickness (mm)** 0,35

**Max. rated current**

Wire section	4914E00 / 01 / 30 / 31 / 70
0.50 mm <sup>2</sup>	8A
0.75 mm <sup>2</sup>	10A
1.00 mm <sup>2</sup>	12A
1.50 mm <sup>2</sup>	16A

**Insertion / Withdrawal forces**

	4914E00 / 01 / 30 / 31 / 70
1st Insertion (max)	25N
1st Withdrawal (min, locking enabled)	50N


**Security function**

The self-locking function prevents disconnection by pulling the cable. Disconnection is possible by disabling the locking function, moving the lever up manually or by sliding the connector (see extraction forces). It allows several connections-disconnections while maintaining the functional characteristics.

**Application tool** MN4912E

**Wire strip length** 4.4 (±0.5) mm

**Crimping parameters & pull out force**

Wire section (±10%)	Conductor 		Insulator	Pull-out force (N)
	Height (mm)	Width (mm)	Width (mm)	
0.50 mm <sup>2</sup>	1.30 (±0.03)	2.36 (±0.03)	3.13 (±0.10)	56N @ 60s
0.75 mm <sup>2</sup>	1.40 (±0.05)	2.37 (±0.05)	3.13 (±0.10)	84N @ 60s
1.00 mm <sup>2</sup>	1.50 (±0.05)	2.39 (±0.05)	3.14 (±0.10)	108N @ 60s
1.50 mm <sup>2</sup>	1.65 (±0.05)	2.40 (±0.05)	3.15 (±0.10)	150N @ 60s

Values only valid for the application tool specified upwards. The insulator widths are only indicative as they are dependent on the sheath thickness of the wire used.

**Winding number** 3500

**Compatible connectors** 24819\*\*

**4914E\*\***

**4.8 (.187) TYPE SERIES · RECEPTACLES**

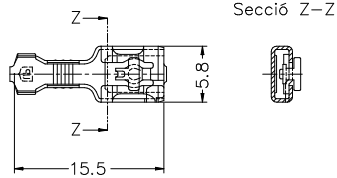
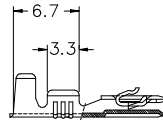
**SELF-LOCKING RECEPTACLES. LOW INSERTION TERMINALS.**



**Approvals**



**Drawing**



**Disclaimer**

Data obtained from Escubedo Laboratory essays, using own methodology, cablings, equipment and original crimping tools, done in laboratory conditions and following the indicated standards, errors and omissions excepted. This document has no contractual meaning and it is publiscised only for informative purposes. It can be changed without prior notice. The end customer has the sole responsibility to check these characteristics in its environment and with its own components, manufacturing methods and equipment. See also the full range product overview if available. For further information please visit our web site or contact us

Rev. Nr.	Concept	Date	Created/Revised	Approved
A2	Change company name and logo	2021-10-21	E.Roura (Lab. Dept.)	D.Yabar (Eng.Dept.)
A1	Datasheet created automatically [A1]	2021-02-22	E.Roura (Lab. Dept.)	D.Yabar (Eng.Dept.)

Escubedo Connection Systems, S.A.U. · Ctra. de Girona-Olot Km. 35,5 · 17843 Riudellots de la Creu · Girona · Spain  
Tel.: 34 972 171 706 · Fax: +34 972 171 714 · [info@escubedo.com](mailto:info@escubedo.com) · [www.escubedo.com](http://www.escubedo.com)